



People.Health.Care.

ReadyWrap®

The easy solution for self-care compression.



Support for Life[✦]

ReadyWrap®, the adjustable compression garments for patients with venous and lymphatic diseases in arms and legs.



Support patients for life with Ready Wrap[®]

Easy to use, apply and adjust^{3,4} – even with arthritic hands³

Modular system – garments work effectively on their own or in combination

Empowers the patient to self-care¹¹



Cost-effective alternative to bandaging via self-care¹¹



Saves time – reduces the need for clinic visits¹¹


Improved concordance – well tolerated by patients⁴

Why choose ReadyWrap®

ReadyWrap® compression garment makes it easy to achieve clinically effective levels of compression¹, and offers the support patients need to manage their condition – not just today, but for life.



ReadyWrap® is better for patients Easy to use³, with colour-coded VELCRO® brand fasteners

- front-fastening short straps aid patient application and readjustment^{3,4}
- overlapping straps minimise user application error and can prevent undue loss of pressure if the patient does not apply the product perfectly¹
- easy and effective alternative to compression hosiery²
- all products are available in black or beige 



ReadyWrap® is clinically effective Short stretch properties¹³ – therapeutic working and tolerable lower resting pressure

- positive outcomes for leg ulcers^{3,4,5} and lymphoedema⁴ patients
- effective in the management of recurrent swelling (oedema) and ulceration⁵
- excellent SSI of between 16 and 23, similar to inelastic bandages¹³
- 50% overlapping straps prevent gapping and can accommodate changing limb circumference to contain and control oedema^{4,5}



ReadyWrap® is cost-effective ReadyWrap® can provide cost savings associated with⁷⁻¹¹:

- time saved due to quicker and easier application of the device, in comparison to compression bandages
- reduced use of bandaging materials – ReadyWrap can be washed and reused over a period of six months
- reducing clinic visits due to self-care at home
- reducing nursing time as it can be easily applied by the patient or their carer

ReadyWrap®

Helps to make every days life easier.

ReadyWrap® takes a holistic approach to the therapy area, offering support to patients and healthcare professionals at every stage of the compression journey. We focus on a combination of a successful clinical treatment, time and cost reduction. L&R offers patients and healthcare professionals

Support for Life ✨





“ReadyWrap® is so easy for patients to use that it’s helped our clinic to **reduce the number of treatment sessions** from 3 to 2 per week, and **cut treatment times by half**, compared to bandaging. My patients can regain their independence and we can keep a tight rein on costs.”

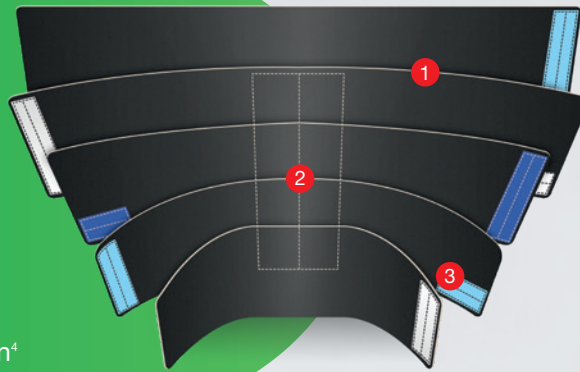
Ellen,
Skin and Oedema Therapist

“For compression therapy, I sometimes need to visit a patient a few times a week, which just isn’t cost-effective. ReadyWrap® helped us to **reduce nursing time**, and also **reduce the swelling** so much that my patient could wear his boots and get back on his bike again.”

Robert,
Community Nurse



- 1 pre-shaped curved straps adjust to the limb providing comfort and support
- 2 unique wide calf muscle support spine for comfort⁴, reduces stretch and maintains garment's shape
- 3 colour coded VELCRO® brand fasteners – assists ease of application⁴

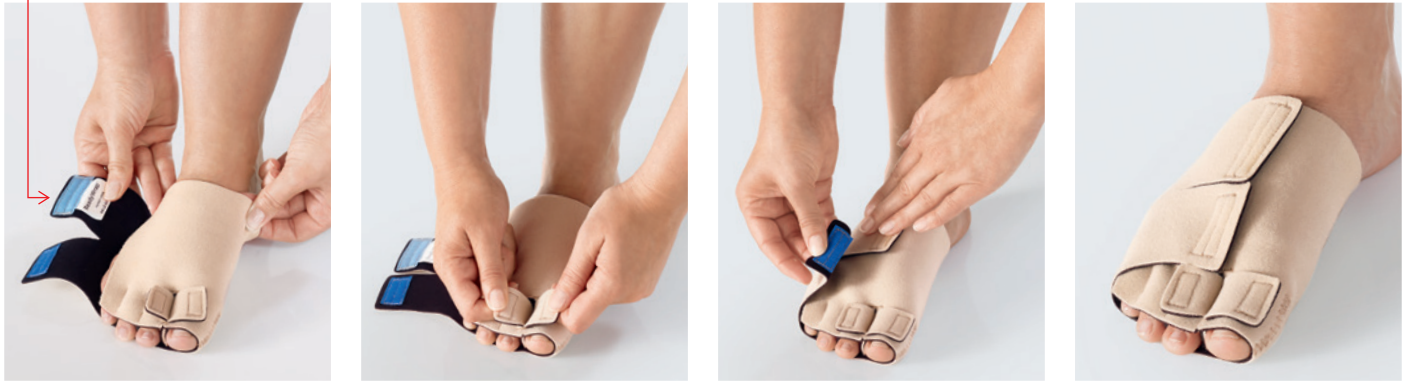


Please note: Each ReadyWrap lower limb garment is supplied with a Liner excluding the ReadyWrap Toes units. The Liners are designed to be used under ReadyWrap garments.

ReadyWrap®

Compression system for lower limbs.

Colour coded
short straps



ReadyWrap® Toes

- unique design allows for adjustable toe girths
- provide full foot coverage when paired with a ReadyWrap Foot unit
- left and right specific design provides enhanced contouring

ReadyWrap® Foot CT

- left/right specific design, 2 lengths and size XXL
- adjustable straps contour comfortably around the dorsum of the foot and ankle – ideal for moderate to severe oedema
- provides higher containment for dorsum swelling
- designed for containment and contouring without gapping



Instruction shown without Liner for better visualization.

ReadyWrap®

Compression system for lower limbs.



ReadyWrap® Calf

- can be worn with compression hosiery for additional support and protection
- blocked spine reduces stretch and improves structural support
- overlaps Foot and Knee units to help prevent gapping



ReadyWrap® Thigh

- low stretch material provides low resting and high working pressures from superior patella border to the groin
- proximal strap helps accommodate straight and conical thighs
- overlaps with the Knee unit to help prevent gapping



ReadyWrap® Knee

- easy, three-strap design provides a comfortable fit reducing pinching and high pressure points
- overlaps Calf and Thigh units to help prevent gapping

ReadyWrap® Extender Strap



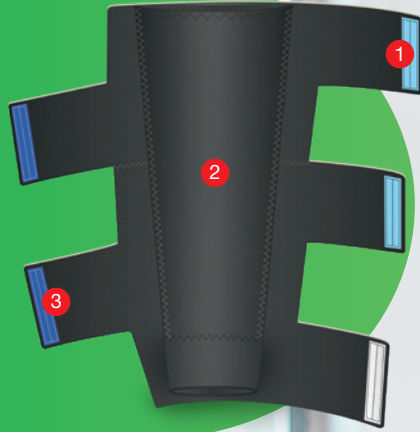
- provides an additional 10 cm to a standard ReadyWrap strap
- “Y” clamp design helps ensure a secure fit
- compatible with ReadyWrap Calf, Knee, and Thigh units

ReadyWrap® Liner



- for use under ReadyWrap to protect skin and for retention of wound dressings (liners themselves offer no therapeutic compression)
- elastic and smooth on the skin with improved rebound to shape after wear
- available in below knee and thigh length options

- 1 pre-shaped curved straps adjust to the limb providing comfort and support
- 2 inner liner arm sleeve for correct fitting
- 3 colour coded VELCRO® brand fasteners makes application easy



ReadyWrap®

Compression system for upper limbs.



ReadyWrap® Arm

- double-sewn liner allows for easy, one-handed donning and doffing
- features a padded wrist and elbow to eliminate compression hot spots and provide additional comfort
- bilateral design contours to both left and right arms

ReadyWrap® Gauntlet

- provides coverage of the wrist and hand
- left/right specific design contours more naturally to the hand. Built-in padding for palm and dorsum helps provide consistent compression over bony prominences
- pocket design allows for foam pads to provide additional support
- the Gauntlet is designed to overlap the ReadyWrap Arm garment to reduce gapping



ReadyWrap®

Measuring the lower limb.

How to measure the leg:

Ask the patient to stand, if possible. Mark and measure the leg as follows:

Circumference points:

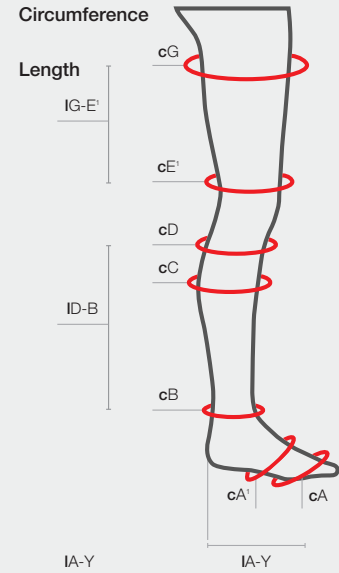
- cG 2 cm below Gluteal Fold
- cE' 5 cm above the Knee
- cD 2-3 cm below Popliteal Fossa
- cC widest part of Calf
- cB 2 cm Above Malleolus
- cA' widest part around the dorsum of the foot
- cA around base of Toes

Lengths:

- IA-Y heel to base of Toes
- ID-B the length between point cB (2 cm above the malleolus) and point cD (2 cm below popliteal fossa)
- IG-E' the length between point cE' (5 cm above the knee) and point cG (2 cm below gluteal fold)

NB

c = circumference, l = length
All length measurements should be longitudinal and should follow body contours. All measurements to be in centimetres.



	Small	Medium	Large	Extra Large	Extra Extra Large
--	-------	--------	-------	-------------	-------------------

ReadyWrap® Thigh

(IG-E') (2 x lengths)	Groin Circumference (cG) 48-63 cm Above Knee Circumference (cE') 38-48 cm	Groin Circumference (cG) 58-73 cm Above Knee Circumference (cE') 45-58 cm	Groin Circumference (cG) 68-83 cm Above Knee Circumference (cE') 52-68 cm	Groin Circumference (cG) 78-93 cm Above Knee Circumference (cE') 59-78 cm	Groin Circumference (cG) 88-103 cm Above Knee Circumference (cE') 66-88 cm
■ Beige up to 25 cm	104478	104474	104470	104482	104790
■ Black up to 25 cm	104479	104475	104471	104483	104791
■ Beige up to 30 cm	104480	104476	104472	104484	104792
■ Black up to 30 cm	104481	104477	104473	104485	104793

ReadyWrap® Knee

(one length – 20 cm)	Above Knee Circumference (cE') 38-48 cm Below Knee Circumference (cD) 28-38 cm	Above Knee Circumference (cE') 45-58 cm Below Knee Circumference (cD) 33-43 cm	Above Knee Circumference (cE') 52-68 cm Below Knee Circumference (cD) 38-48 cm	Above Knee Circumference (cE') 59-78 cm Below Knee Circumference (cD) 43-58 cm	Above Knee Circumference (cE') 66-88 cm Below Knee Circumference (cD) 53-68 cm
■ Beige	104464	104462	104460	104466	104788
■ Black	104465	104463	104461	104467	104789

ReadyWrap® Calf

(ID-B) (2 x lengths)	Calf Circumference (cC) 28-38 cm Ankle Circumference (cB) 18-23 cm	Calf Circumference (cC) 33-43 cm Ankle Circumference (cB) 20-28 cm	Calf Circumference (cC) 38-48 cm Ankle Circumference (cB) 25-33 cm	Calf Circumference (cC) 43-58 cm Ankle Circumference (cB) 30-38 cm	Calf Circumference (cC) 53-68 cm Ankle Circumference (cB) 35-43 cm
■ Beige up to 30 cm	104450	104446	104442	104454	104784
■ Black up to 30 cm	104451	104447	104443	104455	104785
■ Beige up to 35 cm	104452	104448	104444	104456	104786
■ Black up to 35 cm	104453	104449	104445	104457	104787

ReadyWrap® Foot CT

(IA-Y) (2x lengths) (Side)	Ankle Circumference (cB) 18-23 cm Circumference (cA) 18-20.4 cm Circumference (cA') 20-25 cm	Ankle Circumference (cB) 20-28 cm Circumference (cA) 20.5-23.5 cm Circumference (cA') 24-29 cm	Ankle Circumference (cB) 25-33 cm Circumference (cA) 23.6-26 cm Circumference (cA') 28-33 cm	Ankle Circumference (cB) 30-38 cm Circumference (cA) 26.1-28.5 cm Circumference (cA') 32-37 cm	Ankle Circumference (cB) 35-43 cm Circumference (cA) 28.6-31 cm Circumference (cA') 36-41 cm
Right ■ Beige Reg 16-19 cm	141727	141731	141735	141739	141743
Right ■ Black Reg 16-19 cm	141729	141733	141737	141741	141745
Left ■ Beige Reg 16-19 cm	141726	141730	141734	141738	141742
Left ■ Black Reg 16-19 cm	141728	141732	141736	141740	141744
Right ■ Beige Long 19-22 cm	141747	141751	141755	141759	141763
Right ■ Black Long 19-22 cm	141749	141753	141757	141761	141765
Left ■ Beige Long 19-22 cm	141746	141750	141754	141758	141762
Left ■ Black Long 19-22 cm	141748	141752	141756	141760	141764

ReadyWrap® Toes

(cA) (Side)	Circumference (cA) 18.0-20.4 cm	Circumference (cA) 20.5-23.5 cm	Circumference (cA) 23.6-26.0 cm	Circumference (cA) 26.1-28.5 cm	Circumference (cA) 28.6-31.0 cm
Right ■ Beige	104416	104414	104412	104418	104420
Right ■ Black	104417	104415	104413	104419	104421
Left ■ Beige	104406	104404	104402	104408	104410
Left ■ Black	104407	104405	104403	104409	104411

ReadyWrap® Extender Strap One size fits all

■ Beige	104740
■ Black	104741

ReadyWrap® Liner Sold in pairs, available in black only

	Small – Large	X-Large – XX-Large
Ankle Circumference (cB) 18-33 cm		Ankle Circumference (cB) 30-43 cm
Calf Circumference (cC) 28-48 cm		Calf Circumference (cC) 43-68 cm
Groin Circumference* (cG) 48-83 cm		Groin Circumference* (cG) 78-103 cm
Below knee ■ Black	149032	149033
Thigh high ■ Black	149034	149035

ReadyWrap®

Measuring the upper limb.

How to measure the arm:

Measure the arm in a supported and relaxed position with the elbow slightly flexed. The measurement points refer to the following anatomical landmarks:

Circumference points:

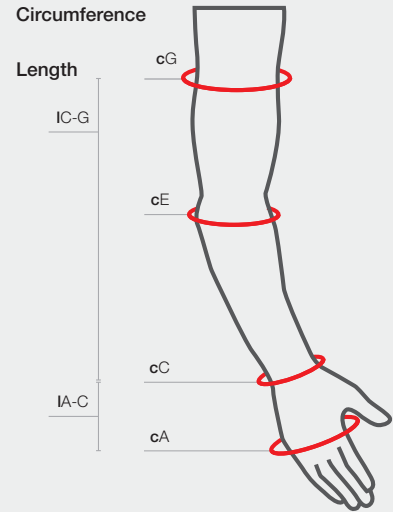
- cA widest width of the Palm, just below the metacarpal phalangeal joints
- cC narrowest point of the Wrist around the Elbow joint and into the crease of the elbow
- cG top of the Arm, just below the axillary crease

Lengths:

- IA-C the length between point cA (widest width of the palm, just below the metacarpal phalangeal joints) and point cC (narrowest point of the wrist)
- IC-G the length between point cC (narrowest point of the wrist) and point cG (top of the arm, just below the axillary crease)

NB

c = circumference, l = length
All length measurements should follow body contour. All measurements to be in centimetres.



	Small	Medium	Large	Extra Large
ReadyWrap® Arm				
(IC-G) (3 x lengths)	Axilla Circumference (cG) 22-29 cm Elbow Circumference (cE) 19-26 cm Wrist Circumference (cC) 13.5-17 cm	Axilla Circumference (cG) 26-36 cm Elbow Circumference (cE) 24-33 cm Wrist Circumference (cC) 15.5-20 cm	Axilla Circumference (cG) 31-43 cm Elbow Circumference (cE) 29-40 cm Wrist Circumference (cC) 17.5-23 cm	Axilla Circumference (cG) 36-50 cm Elbow Circumference (cE) 30-43 cm Wrist Circumference (cC) 17.5-23 cm
Short				
■ Beige up to 43 cm	104514	104508	104502	104520
■ Black up to 43 cm	104515	104509	104503	104521
Average				
■ Beige up to 46 cm	104516	104510	104504	104522
■ Black up to 46 cm	104517	104511	104505	104523
Tall				
■ Beige up to 49.5 cm	104518	104512	104506	104524
■ Black up to 49.5 cm	104519	104513	104507	104525
ReadyWrap® Gauntlet				
	Length (IA-C) up to 12.5 cm Wrist Circumference (cC) 13.5-17 cm Palm Circumference (cA) 18-20 cm	Length (IA-C) up to 13.5 cm Wrist Circumference (cC) 15.5-20 cm Palm Circumference (cA) 20-22 cm	Length (IA-C) up to 14.5 cm Wrist Circumference (cC) 17.5-23 cm Palm Circumference (cA) 22-24 cm	Length (IA-C) up to 15.5 cm Wrist Circumference (cC) 19.5-26 cm Palm Circumference (cA) 24-26 cm
Right ■ Beige	104498	104496	104494	104500
Right ■ Black	104499	104497	104495	104501
Left ■ Beige	104490	104488	104486	104492
Left ■ Black	104491	104489	104487	104493

ReadyWrap®

User information.

A full holistic and vascular assessment should be carried out before treatment. Please refer to local and national guidelines.

Indications

Compression garment for phlebological, lymphological indications i.e. venous disease, chronic oedema and lymphoedema.

To maintain or reduce fluid volume and shape of upper and lower extremity limbs.

Precautions

ABPI <0.8 – compression therapy should only be used under strict medical or vascular specialist supervision.

Not suitable for ankle circumference of less than 18 cm unless padding is used to increase the ankle circumference to 18 cm or more.

This system may be unsuitable where there is heavy exudate and for large wounds.

As with all compression systems, caution is required when

- cardiac overload is suspected
- patients have diabetes
- patients have advanced small vessel disease
- arterial disease is present
- renal failure is present
- rheumatoid arthritis is present

Following application, if the patient shows signs of pain, reduced colour or numbness to their extremities, then it should be removed immediately.

Contraindications

- arterial insufficiency or ABPI <0.8
- acute DVT (Deep Vein Thrombosis)
- untreated congestive heart failure
- untreated cancer
- untreated infection i.e. Cellulitis
- allergy to materials
- severe or moderate peripheral arterial disease

Care Instructions for ReadyWrap

General

- use care and be gentle to prevent thread breakage
- stop use if rash, numbness or changes in skin colour occur

Washing

- hand wash in warm water with a drop of mild detergent
- rinse thoroughly in warm water
- DO NOT use bleach or fabric softener

Drying

- lay flat to dry
- do not machine dry and do not iron
- drying time can be shortened by laying the garment on a towel and rolling it inside the towel to collect excess water
- take care to ensure the VELCRO® brand fasteners does not contact your towel

Materials

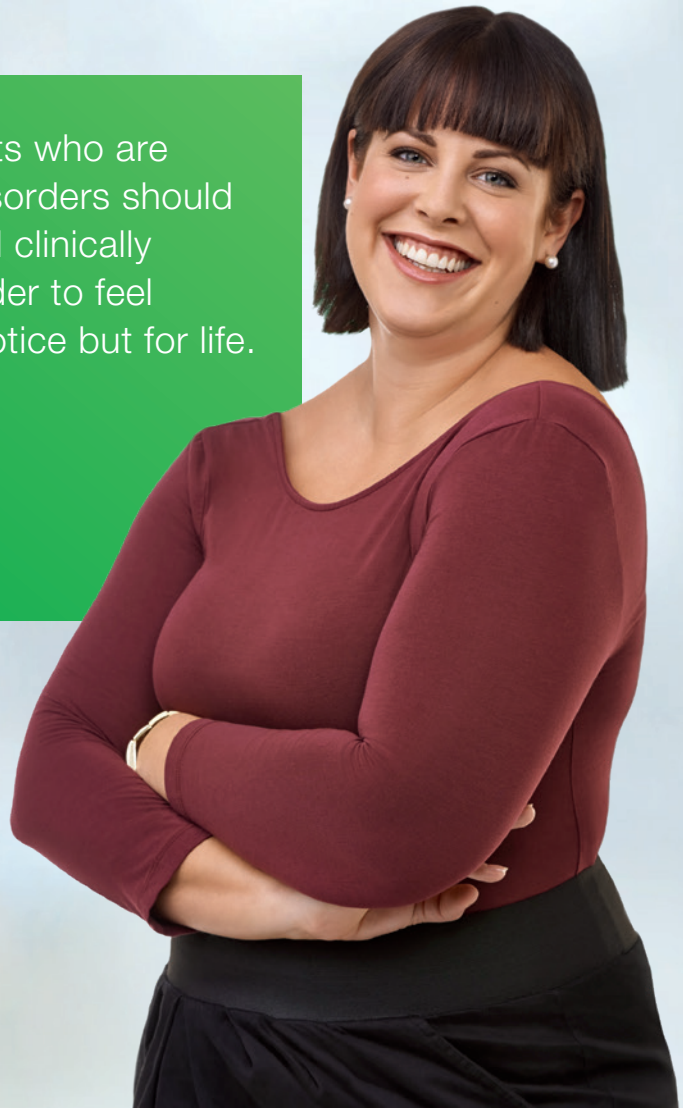
- ReadyWrap uses VELCRO® branded fasteners. Contains hook and loop materials commonly called “VELCRO®”
- not made with natural rubber (Latex)
- the material composition of ReadyWrap is:
 - ◆ 61% Nylon
 - ◆ 33% Polyurethane
 - ◆ 6% Elastane (Spandex)

Support for Life

We believe that clinicians and patients who are managing vascular and lymphatic disorders should have easy access to appropriate and clinically effective treatment and advice, in order to feel supported not only at a moment's notice but for life.

To discover more visit

www.SupportforLife.com



Customer service

Lohmann & Rauscher offers you an easy solution for self-care compression. If you have any questions, require additional information or if you would like to order, please contact our customer service team, from Monday to Friday:

Lohmann & Rauscher GmbH & Co. KG
Westerwaldstraße 4 · D-56579 Rengsdorf
info@de.LRMed.com · 49 (0) 2634 99-0

For further information, please visit
www.Lohmann-Rauscher.com



Sources:

- 1) Ehmann, S; Bock, K. (2017). Critical evaluation of bandage alternative characteristics: a case series. EWMA Conference, Amsterdam, Netherlands.
- 2) Blecken, S., Villavicencio, J.L., Kao, T. (2005). Comparison of elastic versus nonelastic compression in bilateral venous ulcers: a randomized trial. *J Vasc Surg.*
- 3) Hampton, S. (2016). The difficulty and the solution of compression therapy in a healed venous leg ulcer. *Br J Community Nursing*, 21(9), p34–p38.
- 4) Ehmann, S. (2016). Multinational, pilot audit of a VELCRO adjustable compression wrap system for venous and lymphatic conditions. *JWC*, 25(9), p513–p520.
- 5) Bock, K.J. (2016). Adjustable compression wraps can prevent ulcer re-occurrence in phlebo-lymphedema; a case series. Poster presentation, SAWC, Austin 2016.
- 6) Guest, J.F; Ayoub, N; McIlwraith, T. et al. (2015). Health economic burden that wounds impose on the National Health Service in the UK. *BMJ, Open* 5: e00w9283. doi:10.1136/bmjopen-2015-009283.
- 7) Elvin, S. Cost efficacy of using Juxta CURES™ and UCS™ debridement cloths. *Journal of Community Nursing*, 2015; 29(2), p25–p28.
- 8) Wigg, J; Lee, N. Redefining essential care in lymphoedema. *Br J Community Nursing*, 2014; 19: Chronic Supple, p24–p29.
- 9) Bianchi, J; Mahoney, K; Nugent, L; Kenn, D. A fresh way to treat venous leg ulcers with measured compression. *Br J Community Nursing* 2013; 18(4), Suppl, p34–p40.
- 10) Nugent, L. Juxta CURES™: compression for healing venous ulcers. *Br J Community Nursing*, 2013; 18(5), p40–p45.
- 11) Ellen Kuijper-Kuip, Skin and edematherapist – MediSkin – Total Skin Care; Jeanette Muldoon, Activa Healthcare Ltd., L&R UK. Meeting the practical and economic challenges of managing skin and wounds using self-care as an option for patients with lymphedema. Annual Meeting of the European Wound Management Association (EWMA), Amsterdam, 3–5 May 2017.
- 12) Rabe, E.; Pannier-Fischer, F.; Bromen, K.; Schuldt, K.; Stang, A.; Poncar, Ch.; Wittenhorst, M.; Bock, E.; Weber, S. & Jöckel, K. H. (2003). Bonner Venenstudie der Deutschen Gesellschaft für Phlebologie. *Phlebologie*, 32(1), p1–p14.
- 13) Muldoon, J.; Hampton, S. (2017). Validity, Inter-rater and Intra-rater reliability of an Adjustable Compression Device Application, SAWC, San Diego 2017.